

Sand on Vibrating Plate - Standing Waves in 2D

(1)

A string is a 1D object. If we wanted to study standing waves in 2D, what might we use?

1D - string

2D - surface

I have a metal plate attached to a vibrator. When plate vibrates, what do you expect to happen?

- parts of the plate move / plate moves up + down?
- parts of plate don't move?

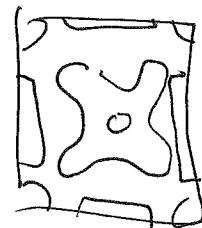


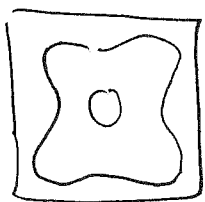
Its a little more difficult to see the waves/vibrations on the plate, so I'm going to use sand to help me visualize it. How might that help?

sand settles in places

where plate isn't moving



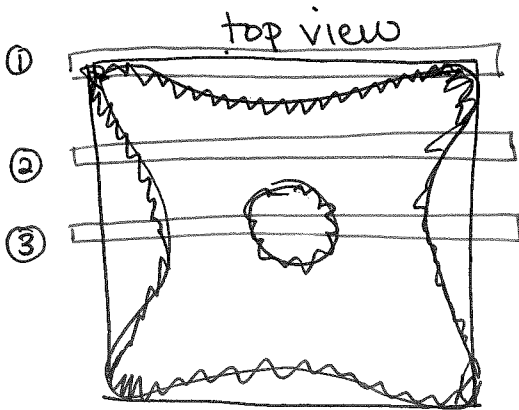
Now take a minute to draw what you expect to see on the plate. Where do you expect the sand will go?



Turn on drum, watch patterns change as turn up frequency. Why?

As you increase freq, you change (increase) the mode, just as we saw w/ guitar string (higher pitch → higher mode)

lowest mode:



① zoom in on one one of the edges (top edge) what's happening?

top view



sand just on edges - what does this look like? (guitar string)

side view:



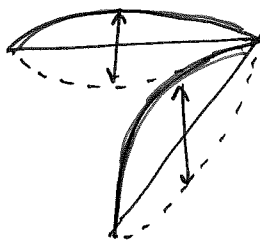
we see that the corners are fixed, but not the full edges

* see the same pattern on each of the four edges

the sand falls in the nodes - wherever there is not sand, the drum is vibrating up and down

② Take another cross section:

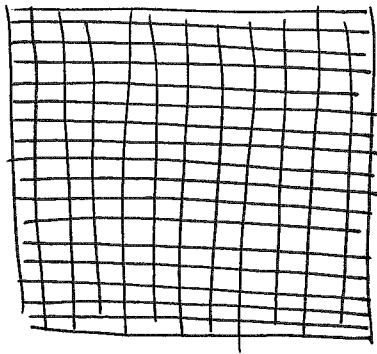
If both the top edge + side edge look like a vibrating string:



then what is happening in the middle must depend on what's happening at both the horizontal + vertical edges

Can imagine that the vibrating drum as an infinite number of strings stacked together:

top view



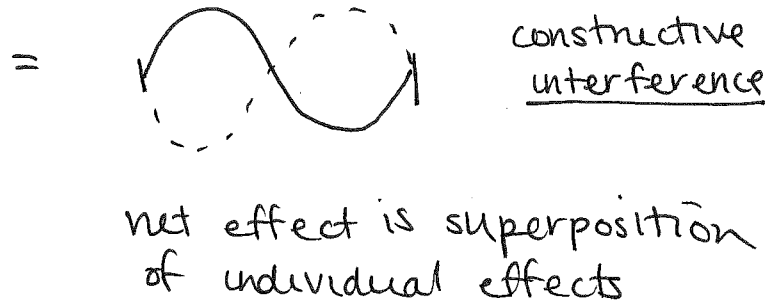
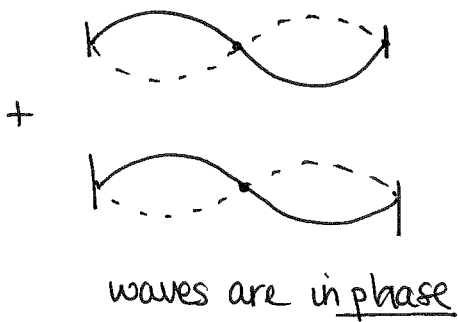
each string is vibrating, and its mode of vibration depends on its own boundary condition

The behavior of the whole drum is a sum of all the individual strings



This is the principle of superposition

Consider one dimension:

Imagine two strings are sitting on top of each other:



have someone draw this →




interference - superposition of multiple waves

Note that the pattern is symmetric. Why might that be?

→ b/c all the boundaries look the same

→ if we can figure out what's going on in one direction

we know automatically what's going on in the other direction



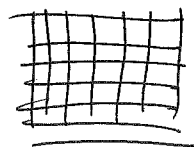
→ The total behavior is the sum of the two directions



+



=



→ We always want to take advantage of symmetries - it makes our life much easier

Again, we find quantized modes that result from the specific boundary conditions - there are only a certain number of ways to ~~fit~~ fit the strings onto the plate.

superposition : if two waves traverse the same space, the total wave is the sum (superposition) of two waves

interference : superposition of waves can lead to waves adding/canceling each other (interfering w/ each other)

constructive - add together

destructive - cancel out

symmetry : one dimension of our system looks same as another dimension, or a behavior is uniform in one dimension/direction